

We're A Little Bit Country....

Litchfield Tourist Park is a small, family owned business located on the banks of the Upper Finniss River. Kick back in the country where cattle and horses roam freely over our back fence, and where native birds and wildlife make their home. We are the ideal base for your Litchfield National Park adventure


Our services include:

- A variety of accommodation options
- Café open daily for breakfast and lunch (limited dinner service April to October)
- Swimming Pool
- Beautifully landscaped tropical gardens
- Clean & spacious bathroom facilities
- Guest Laundry
- Guest Barbecue area
- And yes, we are Pet Friendly



**Present this flyer
for a
10% DISCOUNT
off camp sites**

Not valid with any other discount offer




Florence Falls



LTP
LITCHFIELD
TOURIST PARK

CABINS, CAMPING, CARAVANS & CAFE



Powered and Unpowered Sites

Many sites from which to choose.
Guest BBQ, laundry and bathroom areas.



The Homestead



Bed 1 = 1 queen
Bed 2 = 1 queen
Bed 3 = 1 double, 9 singles
Kitchen, dining, lounge, TV, bathroom, verandah with BBQ

Ringer's 2 Bedroom Cabin

Bed 1 = 1 queen
Bed 2 = 2 singles
Kitchenette, bathroom with bathtub, TV, outdoor shower, verandah with BBQ



Stockman's Cabin



Open plan cabin
1 queen bed, TV
Shower & Toilet
Kitchenette
Verandah with BBQ

Drover's Cabin


Open plan cabin
1 double & 1 single bed
Kitchenette, TV
Verandah with BBQ
Use Park's Bathroom Complex



Bunkhouse



Our bed in a box. A small, basic, no frills room with bed and aircon only. Occupants use Park's Bathroom Complex



Near Tolmer Falls, Litchfield National Park



Our Waterhole



Our Tropical Garden



Our Local Residents

