



TABLE OF CONTENTS

- Overview
 - Introduction
 - Contact information
 - Design Principles
- Brand Elements
 - Logo
- Style Elements
 - Layout
 - Colors
 - Typography
 - Iconography
 - Photography
 - Illustrations
- UI Components
 - Buttons
 - Navigation
 - Form Fields
 - Cards
 - Carousel
- Resources

OVERVIEW

Introduction

This style guide was prepared for Emerson House for the intended purpose of delivering UI elements, styling, and layout guides to developers and future UI designers. If there are any questions, email kristalyu123@gmail.com.

Brand Background

Emerson House is a retreat and Members’ community just over an hour from the downtown Chicago or 90 minutes by train awaits your escape. Curated through the legacy of our past and an aspiration for our future, Emerson House is a 7 bedroom retreat situated on 30 acres of rolling prairie land in Northwest Indiana. Yearning prairie grass, powerful oak trees, and a gentle stream accentuate this simple yet inspired property designed with simple elegance, homage to natural surrounding, and with the intentionality of human experience to bring us to our center. Emerson House invites you to contemplate, discover, dream, expand, nourish, reset and connect.

We believe in:

- Connecting with nature
- Learning
- Engaging in community
- Harnessing ancient wisdom
- Allowing stillness
- Practicing mindfulness
- Celebrating life
- Expressing gratitude

Brand Attributes

- Mysterious
- Welcoming
- Balance
- Luxurious
- Community
- Earthy

Brand Quotes

- “Do not go where the path may lead, go instead where there is no path and leave a trail.”
- “What lies behind us and what lies before us are tiny matters compared to what lies within us.”
- “To be yourself in a world that is constantly trying to make you something else is the greatest accomplishment.”
- “Nothing great was ever achieved without enthusiasm.”
- “The earth laughs in flowers.”



TABLE OF CONTENTS

- Overview
 - Introduction
 - Contact information
- Design Principles
- Brand Elements
 - Logo
- Style Elements
 - Layout
 - Colors
 - Typography
 - Iconography
 - Photography
 - Illustrations
- UI Components
 - Buttons
 - Navigation
 - Form Fields
 - Cards
 - Carousel
- Resources

OVERVIEW

Design Principles

These are principles to keep in mind when designing for Emerson House.



A journey begins with a mystery.

Emerson House provides a welcoming, curated journey, and the design reflects that by intriguing our users to dive deeper into the story.

This is not a transactional relationship. Photography used should tell a story without being too explicit. Stock photography will not be used. Full width imagery and typography will showcase the characteristics of Emerson House.

"Pictures should not be too picturesque" - Ralph Waldo Emerson



Unravel it and lead me down my path.

Emerson House recognizes that everyone has different paths. We want to guide our users in the right direction by helping them digest content heavy information into simpler terms so that they won't feel overwhelmed.

Use of cards will allow content to be both easily digestible and flexible in layout. Efficient use of negative space, legibility of typography, and familiar web patterns will result in a straightforward journey.

"Do not go where the path may lead, go instead where there is no path and leave a trail." - Ralph Waldo Emerson



Bring it together with harmony.

Emerson House aims to bring together a protected community of like-minded dreamers. However, we do recognize that our users are individuals who come from different paths.

Our users will share the same vision by having expected standards in the community even though they have diverse characteristics. In the same tone, design elements such as buttons, drop downs, form fields, and navigation should follow a consistent style and language even though events, food options, rooms, or activities may have different design executions to showcase their unique qualities.

"I had three chairs in my house; one for solitude, two for friendship, three for society." - Henry David Thoreau



A balance of nature and elegance.

Emerson House offers a chance for working individuals to step away from the hustle and bustle and embark on a journey of discovery through nature without sacrificing comfort.

The design should be a soothing balance of rustic yet comfortable, and organic yet elegant. This can be achieved through texture and intuitive use of color.

"The earth laughs in flowers" - Ralph Waldo Emerson





TABLE OF CONTENTS

- Overview
 - Introduction
 - Contact information
 - Design Principles
- Brand Elements
 - Logo
- Style Elements
 - Layout
 - Colors
 - Typography
 - Iconography
 - Photography
 - Illustrations
- UI Components
 - Buttons
 - Navigation
 - Form Fields
 - Cards
 - Carousel
- Resources

BRAND ELEMENTS

Logo Do's

To establish the branding, these are acceptable ways to use the logo.

Logos are still in progress, coming soon!





TABLE OF CONTENTS

- Overview
 - Introduction
 - Contact information
 - Design Principles
- Brand Elements
 - Logo
- Style Elements
 - Layout
 - Colors
 - Typography
 - Iconography
 - Photography
 - Illustrations
- UI Components
 - Buttons
 - Navigation
 - Form Fields
 - Cards
 - Carousel
- Resources

STYLE ELEMENTS

Layout

Layout is important to keep the design consistant and have clear hierarchy. Here is the layout spacing for Emerson House web design of 1440px width.

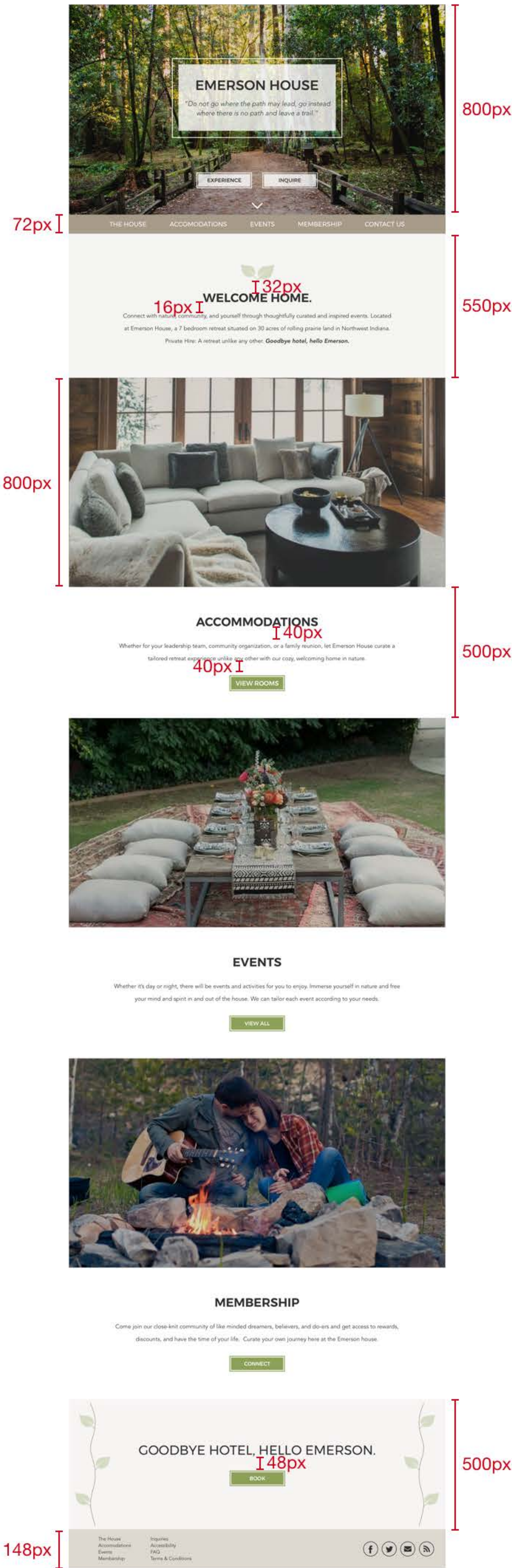




TABLE OF CONTENTS

- Overview
 - Introduction
 - Contact information
 - Design Principles
- Brand Elements
 - Logo
- Style Elements
 - Layout
 - Colors
 - Typography
 - Iconography
 - Photography
 - Illustrations
- UI Components
 - Buttons
 - Navigation
 - Form Fields
 - Cards
 - Carousel
- Resources

STYLE ELEMENTS

Layout

Layout is important to keep the design consistant and have clear hierarchy. Here is the layout spacing for Emerson House web design of 1440px width.

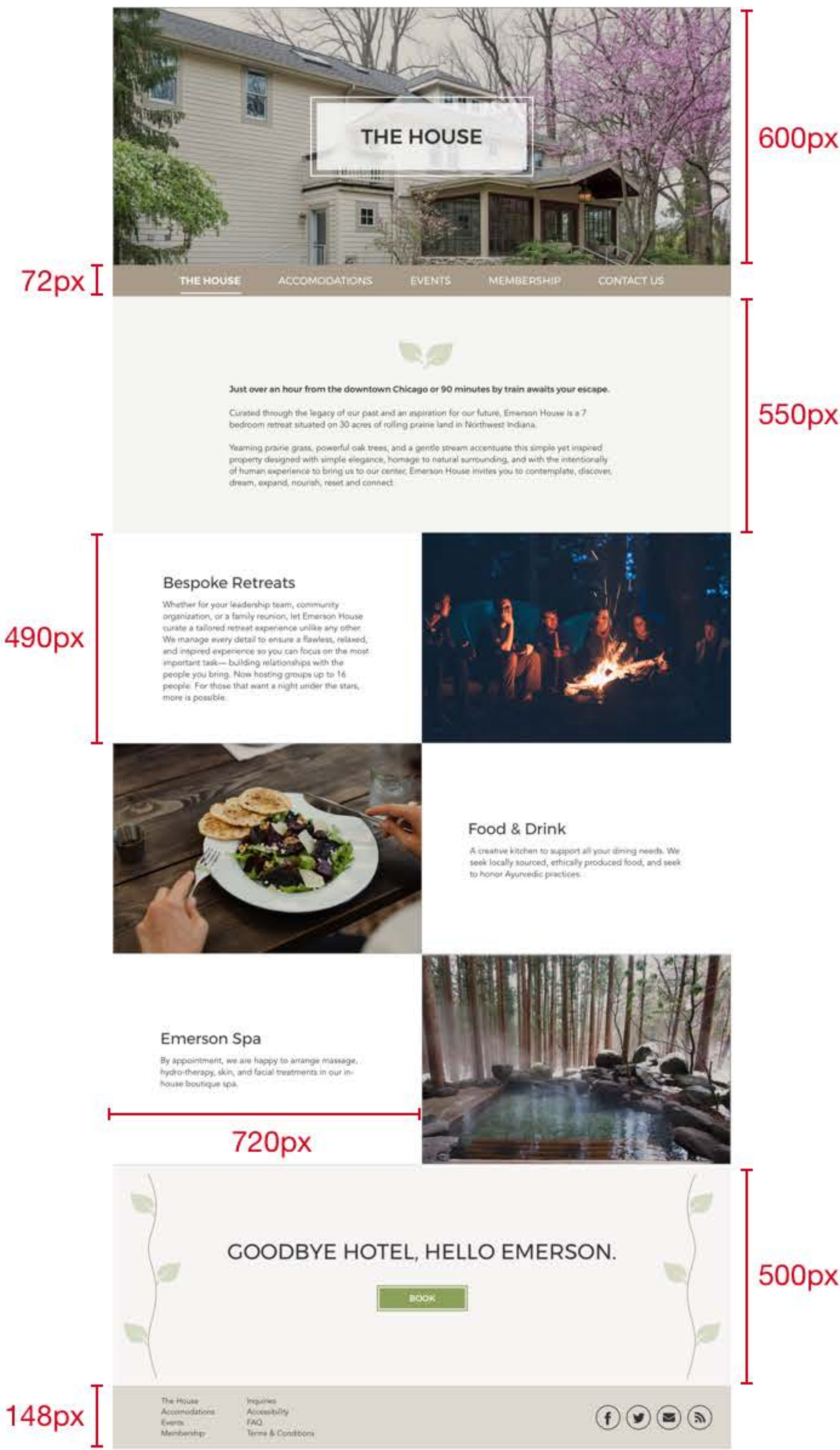




TABLE OF CONTENTS

- Overview
 - Introduction
 - Contact information
 - Design Principles
- Brand Elements
 - Logo
- Style Elements
 - Layout
 - Colors
 - Typography
 - Iconography
 - Photography
 - Illustrations
- UI Components
 - Buttons
 - Navigation
 - Form Fields
 - Cards
 - Carousel
- Resources

STYLE ELEMENTS

Layout

Layout is important to keep the design consistant and have clear hierarchy. Here is the layout spacing for Emerson House web design of 1440px width.

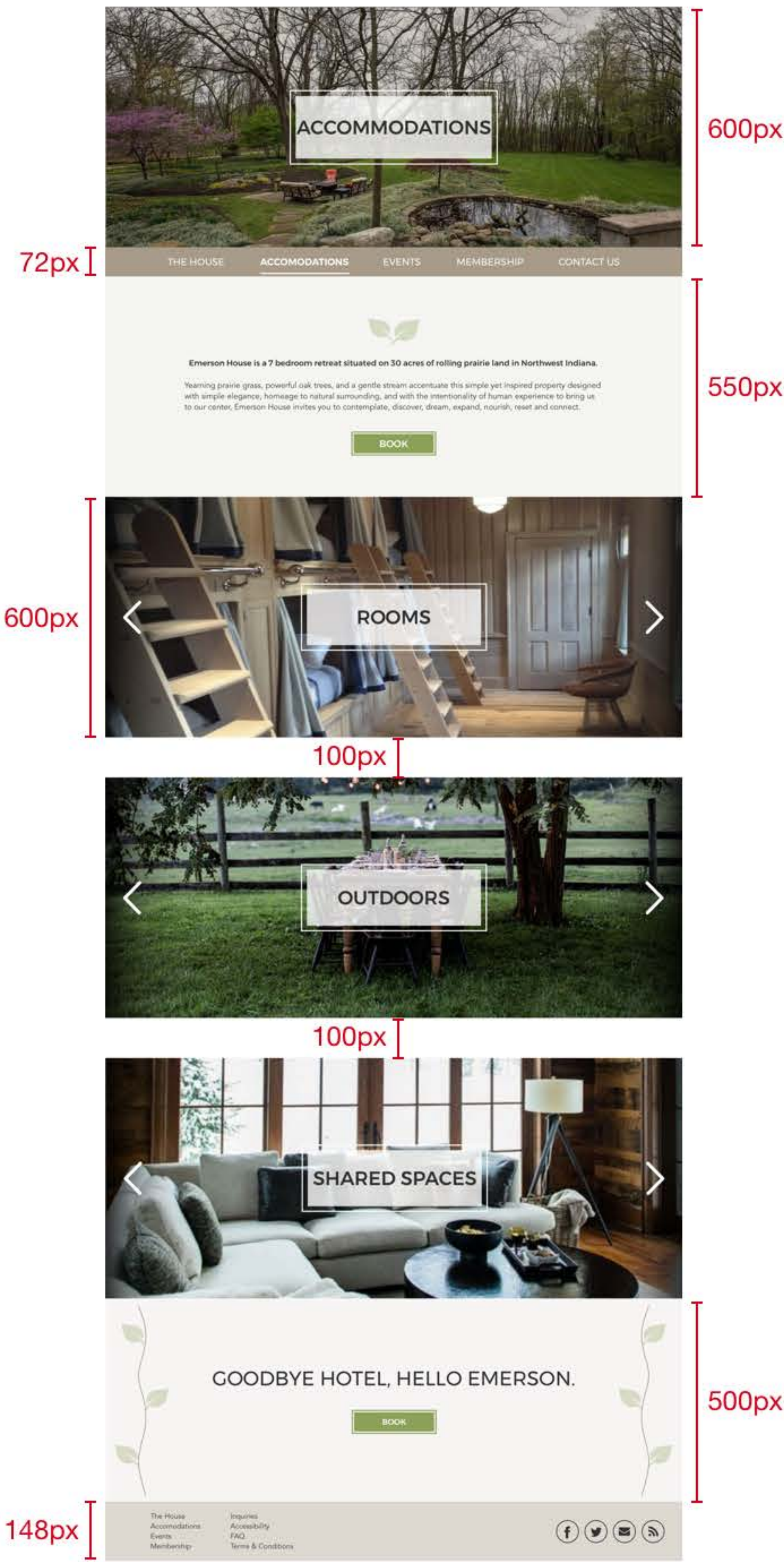




TABLE OF CONTENTS

- Overview
 - Introduction
 - Contact information
 - Design Principles
- Brand Elements
 - Logo
- Style Elements
 - Layout
 - Colors
 - Typography
 - Iconography
 - Photography
 - Illustrations
- UI Components
 - Buttons
 - Navigation
 - Form Fields
 - Cards
 - Carousel
- Resources

STYLE ELEMENTS

Layout

Layout is important to keep the design consistant and have clear hierarchy. Here is the layout spacing for Emerson House web design of 1440px width.

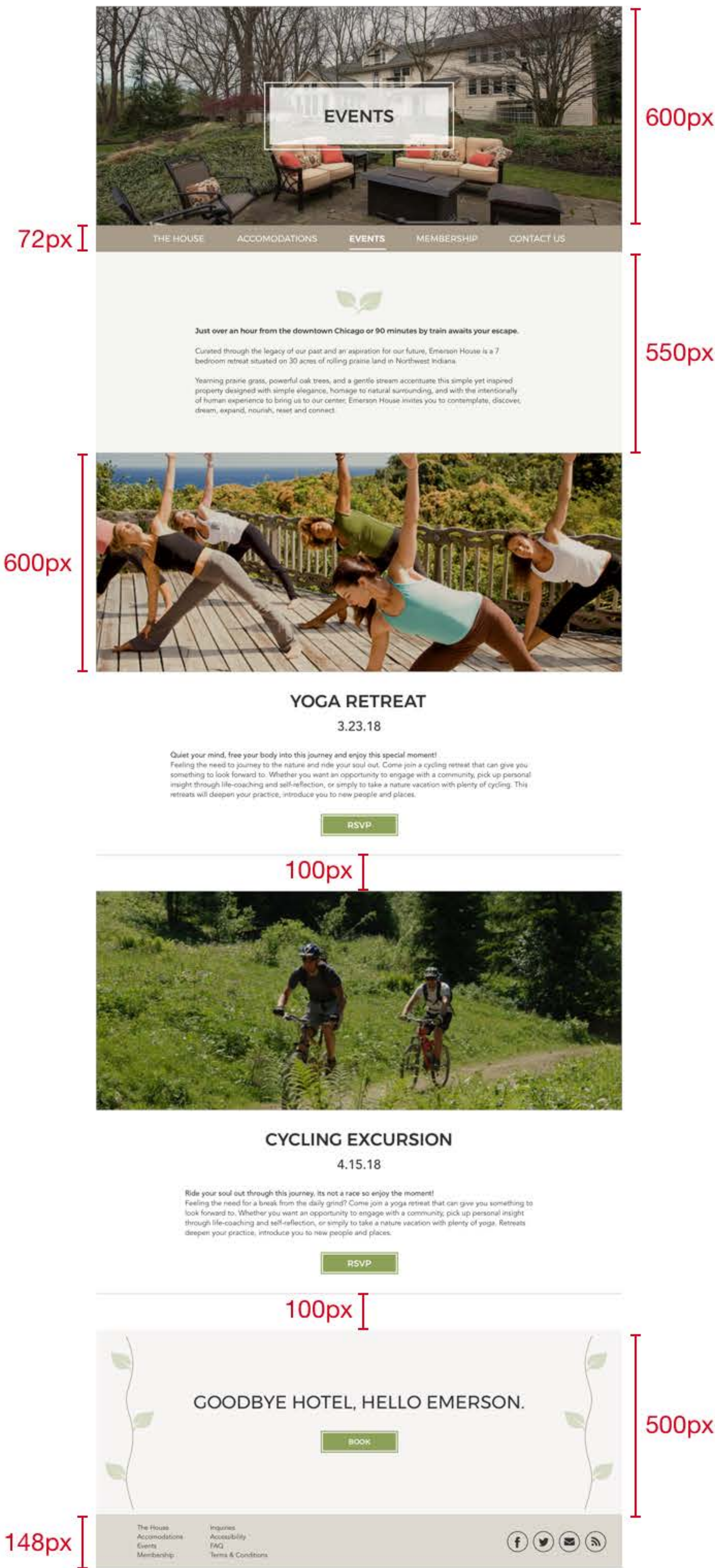




TABLE OF CONTENTS

- Overview
 - Introduction
 - Contact information
 - Design Principles
- Brand Elements
 - Logo
- Style Elements
 - Layout
 - Colors
 - Typography
 - Iconography
 - Photography
 - Illustrations
- UI Components
 - Buttons
 - Navigation
 - Form Fields
 - Cards
 - Carousel
- Resources

STYLE ELEMENTS

Layout

Layout is important to keep the design consistant and have clear hierarchy. Here is the layout spacing for Emerson House web design of 1440px width.

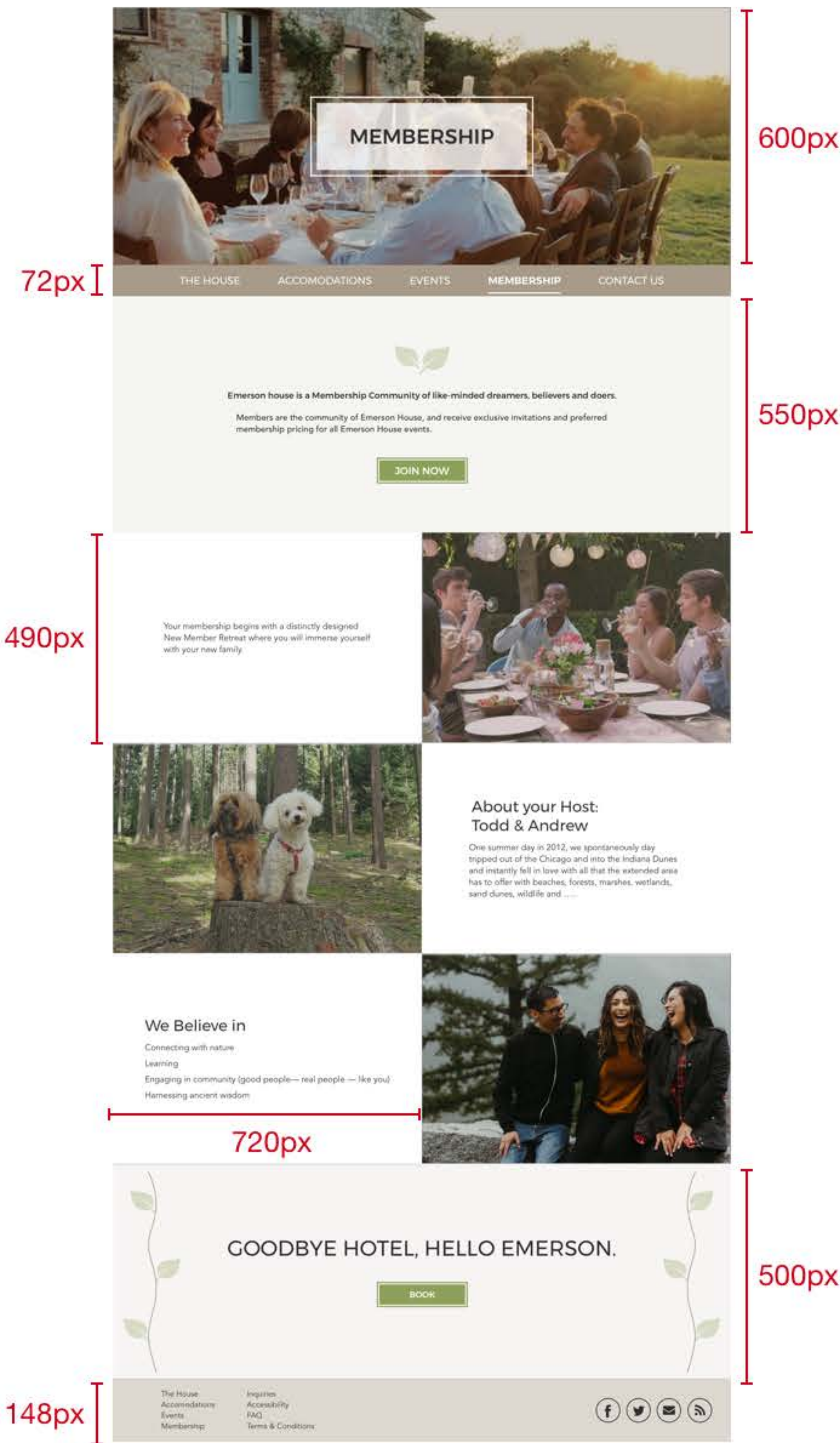




TABLE OF CONTENTS

- Overview
 - Introduction
 - Contact information
 - Design Principles
- Brand Elements
 - Logo
- Style Elements
 - Layout
 - Colors
 - Typography
 - Iconography
 - Photography
 - Illustrations
- UI Components
 - Buttons
 - Navigation
 - Form Fields
 - Cards
 - Carousel
- Resources

STYLE ELEMENTS

Layout

Layout is important to keep the design consistant and have clear hierarchy. Here is the layout spacing for Emerson House web design of 1440px width.

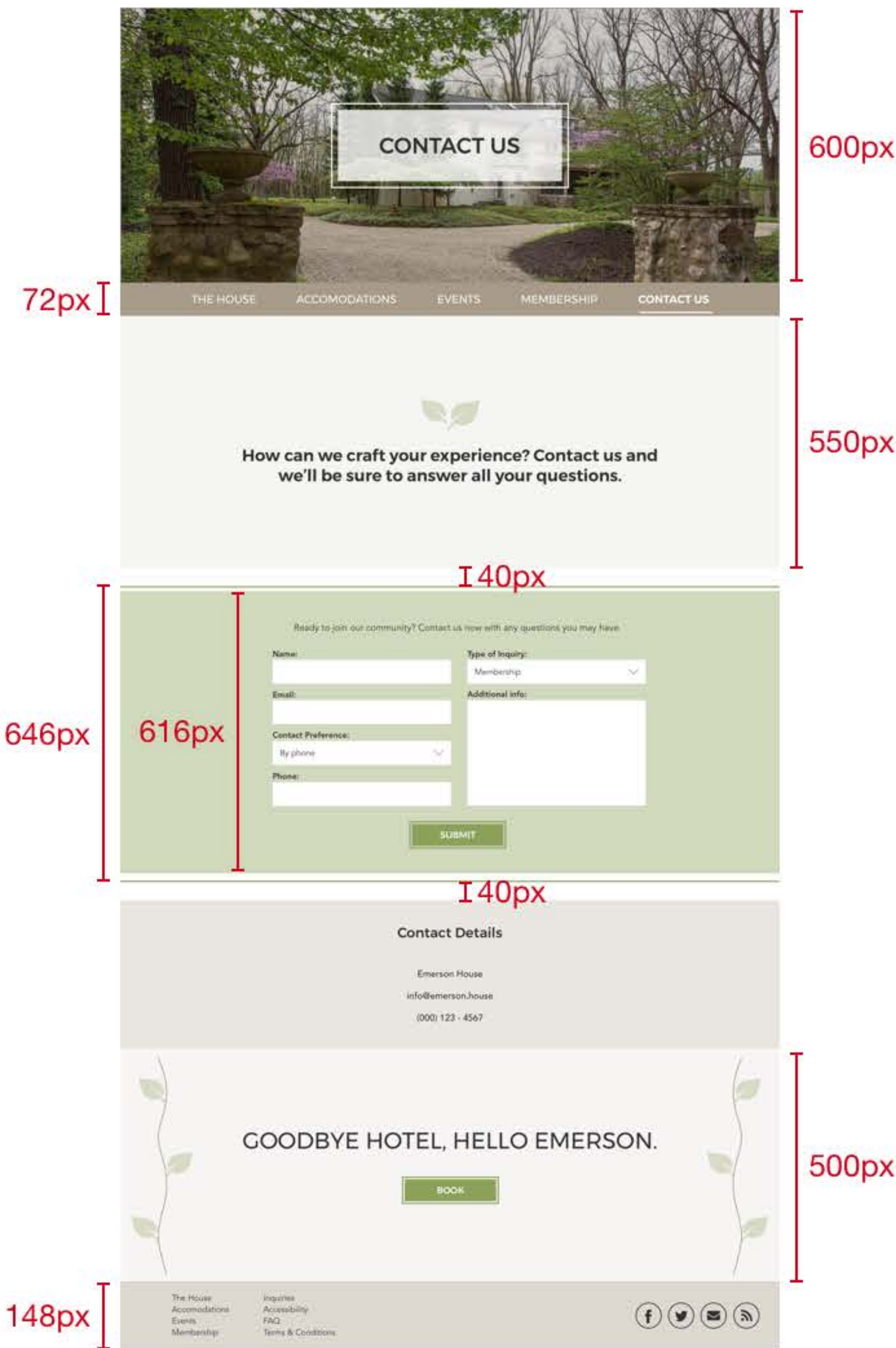




TABLE OF CONTENTS

- Overview
 - Introduction
 - Contact information
 - Design Principles
- Brand Elements
 - Logo
- Style Elements
 - Layout
 - Colors
 - Typography
 - Iconography
 - Photography
 - Illustrations
- UI Components
 - Buttons
 - Navigation
 - Form Fields
 - Cards
 - Carousel
- Resources

STYLE ELEMENTS

Colors

The use of colors is essential to Emerson House’s brand attributes of being earthy, but luxurious. It is necessary to use a white background color to avoid distracting the user. Also, use muted colors as accents to make it feel more welcoming and engaging.


Primary



HEX: A89B89
RGB: 168 155 137
CMYK: 30, 29, 38, 0
PATONE: 7529C



HEX: 8CA159
RGB: 140 161 89
CMYK: 42, 19, 72, 1
PATONE: 577C




HEX: FFFFFFFF
RGB: 255 255 255
CMYK: 0, 0, 0, 0
PATONE: 663C



HEX: 303030
RGB: 48 48 48
CMYK: 68, 61, 60, 48
PATONE: 447C

Opacity



HEX: A89B89



HEX: 8CA159





TABLE OF CONTENTS

- Overview
 - Introduction
 - Contact information
 - Design Principles
- Brand Elements
 - Logo
- Style Elements
 - Layout
 - Colors
 - Typography
 - Iconography
 - Photography
 - Illustrations
- UI Components
 - Buttons
 - Navigation
 - Form Fields
 - Cards
 - Carousel
- Resources

STYLE ELEMENTS

Typography

Typography play an essential part in the design because it helps users digest content and accomplish work. Use typography to establish a clear visual hierarchy, maximize legibility and entice an approachable feel.

This can be accomplished with the typeface Montserrat and Avenir that is used in different font size and weights as a header, sub-header, and body.

ABCDEFGHIJKLMNOPQRSTUVWXYZ abcdefghijklmnopqrstuvwxyz 0123456789 Avenir- Book	ABCDEFGHIJKLMNOPQRSTUVWXYZ abcdefghijklmnopqrstuvwxyz 0123456789 Montserrat- Regular
ABCDEFGHIJKLMNOPQRSTUVWXYZ abcdefghijklmnopqrstuvwxyz 0123456789 Avenir- Medium	ABCDEFGHIJKLMNOPQRSTUVWXYZ abcdefghijklmnopqrstuvwxyz 0123456789 Montserrat- Medium
	ABCDEFGHIJKLMNOPQRSTUVWXYZ abcdefghijklmnopqrstuvwxyz 0123456789 Montserrat- Semibold

GOODBYE HOTEL

Montserrat Regular 50px
This is used at the bottom of each page.

THE HOUSE

Montserrat Medium 48px
This is used on every page on top of the hero image and overlay.

WELCOME HOME

Montserrat Semibold 46px
This is used on the home page as header for each sections.

We believe in

Montserrat Regular 36px
This is used as a header on each card in the house & membership page.

Just over an hour

Montserrat Medium 20px
This is used in the creating a new meeting process page.

Connect with Nature

Avenir Book 20-22px
This is used in the description areas.





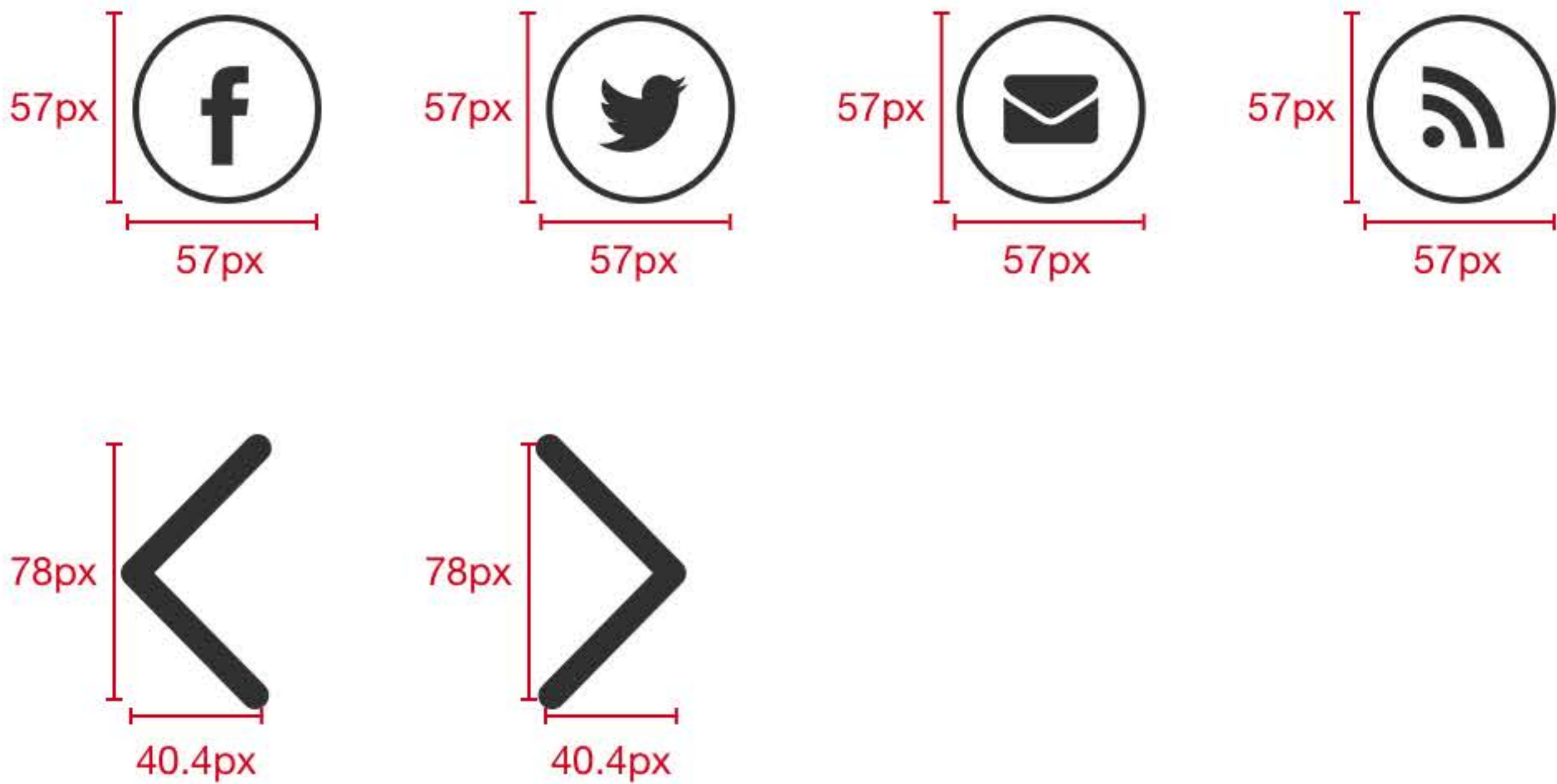
TABLE OF CONTENTS

- Overview
 - Introduction
 - Contact information
 - Design Principles
- Brand Elements
 - Logo
- Style Elements
 - Layout
 - Colors
 - Typography
 - Iconography
 - Photography
 - Illustrations
- UI Components
 - Buttons
 - Navigation
 - Form Fields
 - Cards
 - Carousel
- Resources

STYLE ELEMENTS

Iconography

Icons sizes are to scale to allow for easier viewing of size representation in this guide. Icon colors may be any brand color that allows for maximum contrast and legibility. Use of icons are limited in Emerson house.



These are the appropriate iconography sizes for a responsive mobile.





TABLE OF CONTENTS

- Overview
 - Introduction
 - Contact information
 - Design Principles
- Brand Elements
 - Logo
- Style Elements
 - Layout
 - Colors
 - Typography
 - Iconography
 - Photography
 - Illustrations
- UI Components
 - Buttons
 - Navigation
 - Form Fields
 - Cards
 - Carousel
- Resources

STYLE ELEMENTS

Photography

Use of photography on the Emerson House is strong and focused to create a sense of community of like-minded dreamers. It should also the balance of nature and elegance. Below are some imagery from Unsplash, Pinterest and google that capture the mood of Emerson House. Photography below can be found in the assets package.






TABLE OF CONTENTS

- Overview
 - Introduction
 - Contact information
 - Design Principles
- Brand Elements
 - Logo
- Style Elements
 - Layout
 - Colors
 - Typography
 - Iconography
 - Photography
 - Illustrations
- UI Components
 - Buttons
 - Navigation
 - Form Fields
 - Cards
 - Carousel
- Resources

STYLE ELEMENTS

Photography

Do's

- Use real photos that are taken from the property
- Use pictures that show and emphasize a community. This is best done when members are engaged with each other on the property.
- Show unique photos of activities that the members will be doing during the daytime and nighttime.
- Show pictures of family retreats, business retreats, couples retreats. This will prevent the users from thinking that it is only for one type of retreat and not all that are listed above.
- Have diversity of people in the photos (age, gender, and race).
- Have a balance between aesethic photos that build the mood and functional photos to showcase actual property

Dont's

- Do not use a lot of macro shots
- Do not emphasize on members faces too much
- Do not have too many photos of just women
- Do not have too many photos of just men





TABLE OF CONTENTS

- Overview
 - Introduction
 - Contact information
 - Design Principles
- Brand Elements
 - Logo
- Style Elements
 - Layout
 - Colors
 - Typography
 - Iconography
 - Photography
 - Illustrations
- UI Components
 - Buttons
 - Navigation
 - Form Fields
 - Cards
 - Carousel
- Resources

STYLE ELEMENTS

Illustrations

Usage of an illustrations are on top of the page and the bottom.






TABLE OF CONTENTS

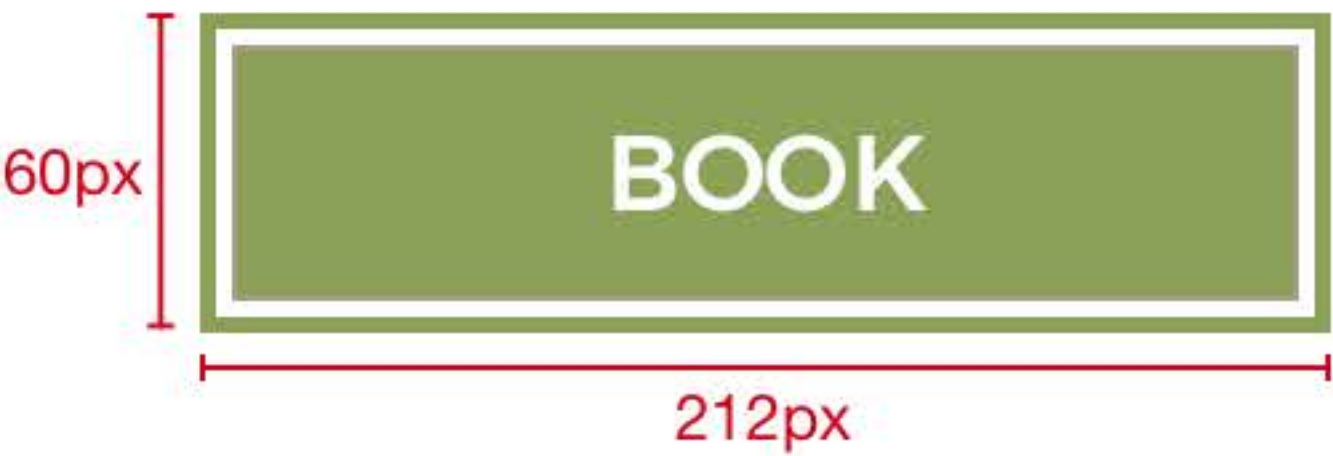
- Overview
 - Introduction
 - Contact information
 - Design Principles
- Brand Elements
 - Logo
- Style Elements
 - Layout
 - Colors
 - Typography
 - Iconography
 - Photography
 - Illustrations
- UI Components
 - Buttons
 - Navigation
 - Form Fields
 - Cards
 - Dropdowns
- Resources

UI Components

Buttons

The size and style of the buttons should be very similar throughout. However, different colors could be used as long as they are colors that are displayed in this style guide. Do not use gradients for buttons.

This is how the buttons will appear for web.




Background: #8CA159
Border Thickness: 3px
Font-family: Montserrat Medium
Font-size: 20px
Color: #FFFFFF

This is how the button will appear for the home page on top of the hero image.



Background: #FFFFFF
Border Thickness: 3px
Font-family: Montserrat Medium
Font-size: 20px
Color: #000000

These are the buttons for mobile.



Background: #8CA159
Border Thickness: 3px
Font-family: Montserrat Medium
Font-size: 16px
Color: #FFFFFF



Background: #FFFFFF
Border Thickness: 3px
Font-family: Montserrat Medium
Font-size: 16px
Color: #000000



TABLE OF CONTENTS

- Overview
 - Introduction
 - Contact information
 - Design Principles
- Brand Elements
- Style Elements
 - Layout
 - Colors
 - Typography
 - Iconography
 - Photography
 - Illustrations
- UI Components
 - Buttons
 - Navigation
 - Form Fields
 - Cards
 - Carousel
- Resources

UI Components

Navigation

The Navigation bar should be the same throughout the pages. The line should be 2px and the text should be Semibold when selected.

Font-family: Montserrat Regular
Font-size: 24px
Color: #FFFFFFF





TABLE OF CONTENTS

- Overview
 - Introduction
 - Contact information
 - Design Principles
- Brand Elements
 - Logo
- Style Elements
 - Layout
 - Colors
 - Typography
 - Iconography
 - Photography
 - Illustrations
- UI Components
 - Buttons
 - Navigation
 - Form Fields
 - Cards
 - Dropdowns
- Resources

UI Components

Form Fields

The form fields should have consistent spacing. See below for the exact spacing.

Outside text box
Font-family: Avenir Heavy
Font-size: 18px
Color: #303030

Inside text box
Font-family: Avenir Book
Font-size: 18px
Color: #303030

Ready to join our community? Contact us now with any questions you may have.

Name:

Type of Inquiry:

Email:

Additional info:

Contact Preference:

Phone:

Form field error states

If a user leaves a required section blank, the page will refresh and the form field should show the below error state.

Name:

This is a required field. Please fill in and re-submit.



TABLE OF CONTENTS

- Overview
 - Introduction
 - Contact information
 - Design Principles
- Brand Elements
 - Logo
- Style Elements
 - Layout
 - Colors
 - Typography
 - Iconography
 - Photography
 - Illustrations
- UI Components
 - Buttons
 - Navigation
 - Form Fields
 - Cards
 - Carousel
- Resources

UI Components

Cards

The cards should have the same treatment throughout Emerson House. The size of the cards can vary from page to page.

The cards are in the color white #FFFFFF with a dropshadow in the color light gray #D8D8D8

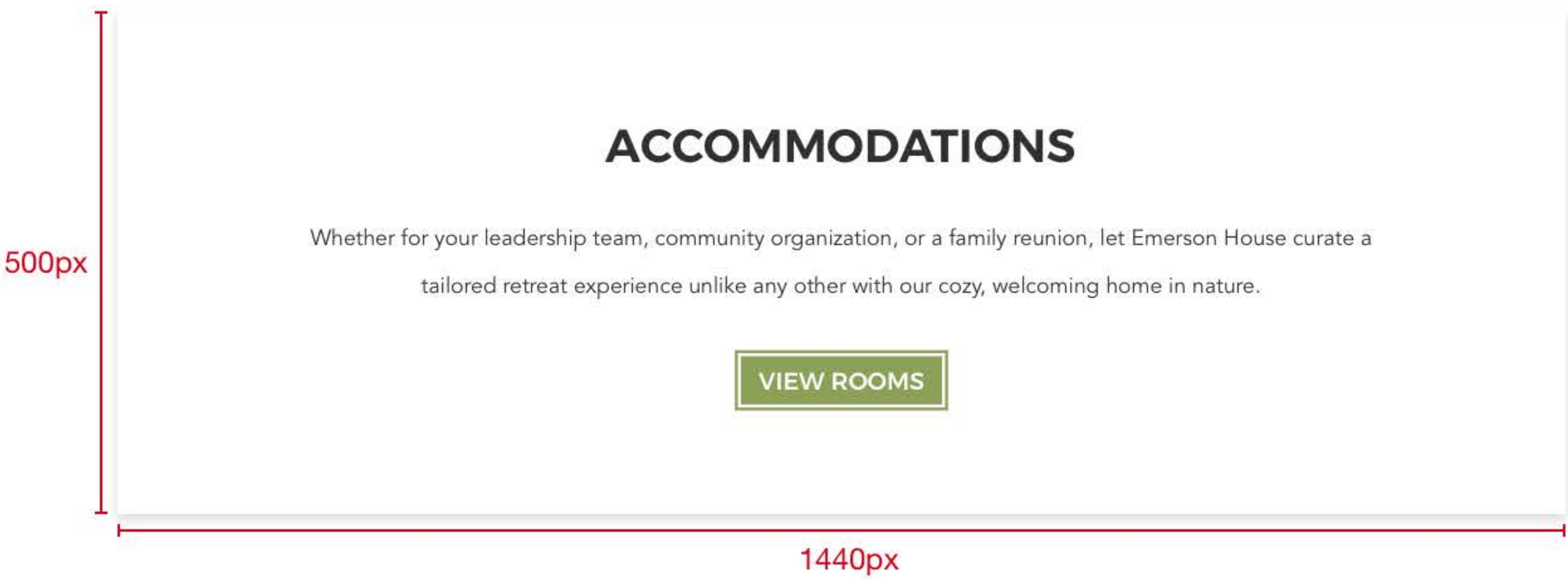
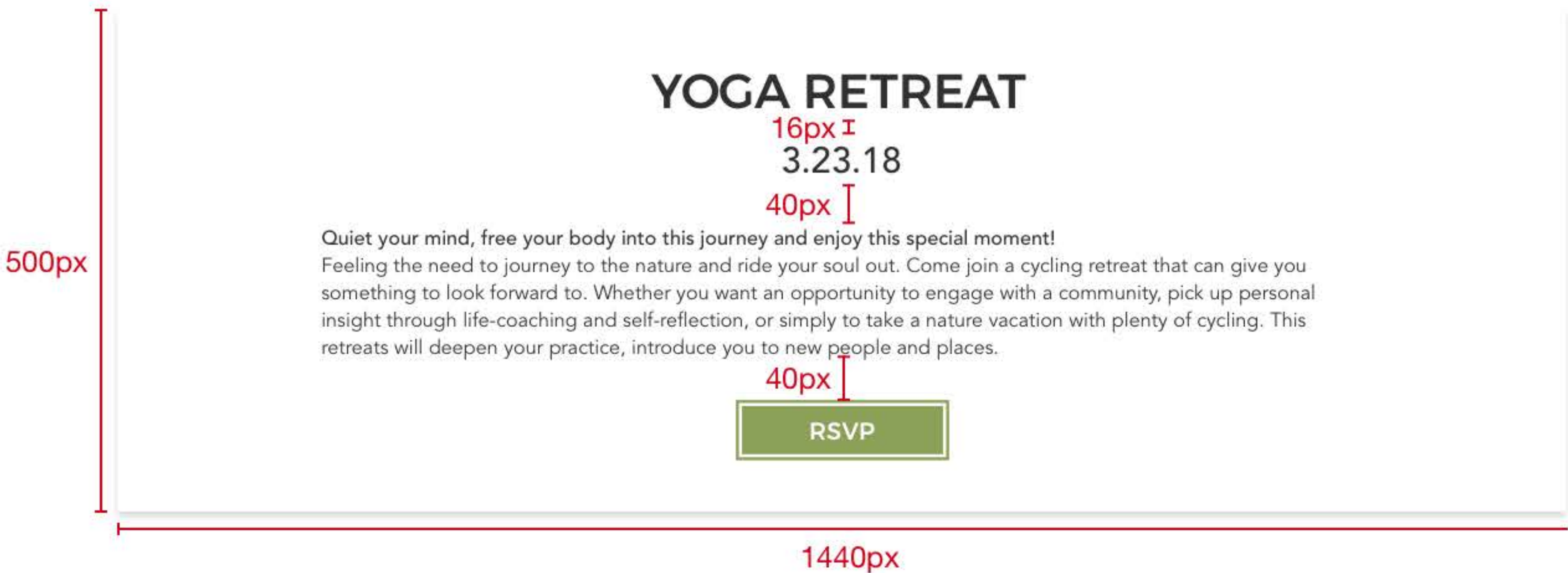




TABLE OF CONTENTS

- Overview
 - Introduction
 - Contact information
 - Design Principles
- Brand Elements
 - Logo
- Style Elements
 - Layout
 - Colors
 - Typography
 - Iconography
 - Photography
 - Illustrations
- UI Components
 - Buttons
 - Navigation
 - Form Fields
 - Cards
 - Carousel
- Resources

UI Components

Carousel

The carousel is used on the accommodations page to show more pictures of what Emerson House can offer. The carousel is 600px in height and 1440px in width.





TABLE OF CONTENTS

- Overview
 - Introduction
 - Contact information
 - Design Principles
- Brand Elements
 - Logo
- Style Elements
 - Layout
 - Colors
 - Typography
 - Iconography
 - Photography
 - Illustrations
- UI Components
 - Buttons
 - Navigation
 - Form Fields
 - Cards
 - Carousel

Resources

RESOURCES

Iconography

<https://thenounproject.com/>

Photography

<https://www.google.com>

<https://unsplash.com/>

<https://www.pinterest.com/>

