

Manufactured to suit:

Plain or Tapered Bearings with or without Lock Nuts and Adapter Sleeves.

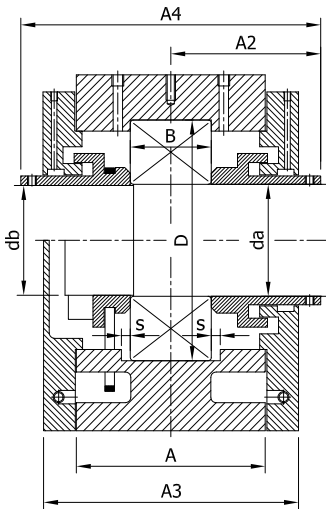
Plain or stepped Shafts.  
Through (B) or Blank (A) Shafts.  
Located (F) or Non-located (L) Bearings.

Equipped as Standard with: Breather plug, Oil Sight glass, Oil drain and Lifting Eyebolts.

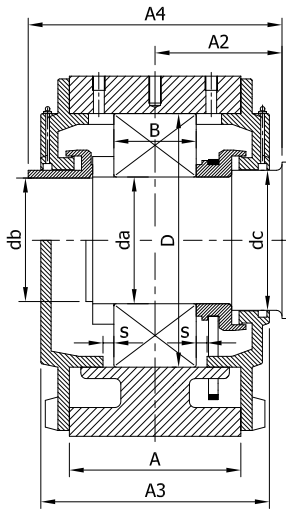
**FC** Housing - Flame-Cut Steel  
End Covers - Flame-Cut Steel

**OS** Housing - Cast Steel  
End Covers - Cast Iron

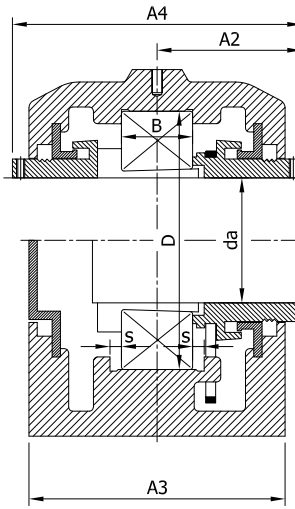
**NS** Housing - Cast Steel  
End Covers - N/A



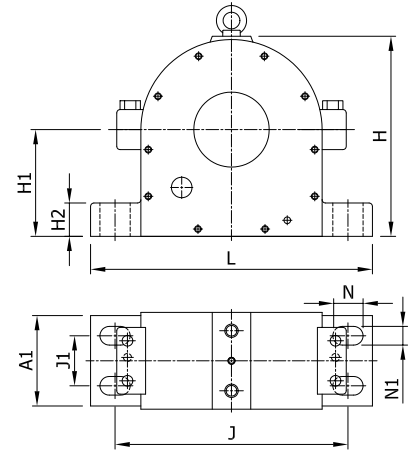
Produced from Flame-Cut Steel for RAPID manufacture. End Covers are detachable.




Manufactured from Castings for a more cost effect option. End Covers are detachable.



Manufactured as one complete Casting eliminating the need for End Covers.



Housing	da	D	db	B	s	Bearing	A	A1	A2	A3	A4	H	H1	H2	L	J	J1	N	N1
<b>BMOIL 224</b>	120	215	117	58	8	22224	175	165	140	250	280	320	175	55	550	440	80	50	36
<b>BMOIL 230</b>	150	270	147	73	8	22230	200	190	155	280	310	395	220	70	660	530	100	60	42
<b>BMOIL 232</b>	160	290	155	80	10	22232	210	200	160	290	320	400	220	70	660	530	110	60	42
<b>BMOIL 248</b>	240	440	235	120	12	22248	300	280	215	400	430	615	340	120	980	820	165	70	48



Also known as: SOFN, SONL, LOE, HFO, GOS