



To: USPSA Referees
USPSA Referee Instructors

From: Chris Mulholland, USPSA Supervisor of Officials

Date: 22 January 2009

Subject: **POINTS OF EMPHASIS – FOOTGUARDS AND SPEED TESTS – Change 1**

Ref: (a) Memorandum, “Reminders for Post-Season Play”, dtd 2 Dec 2008

Referees, a memorandum (reference (a)) was recently sent to all USPSA coaches and team representatives. It described some specific requirements which will be enforced at the 2009 regional and national tournaments. [Updates to the original memorandum (dated 2 Jan 2009) are highlighted in gold.]

You, the referees, will be expected to enforce the following:

1. **Footguard specifications**. The memorandum was released to the team coaches and managers in December 2008 in order to give them sufficient time to bring their teams’ footguards into compliance with the requirements of the Laws of the Game. Referees are instructed to closely inspect all players’ equipment, especially the footguards. Specifically, referees should ensure that footguards:
 - a. Do not have any concave surfaces,
 - b. Are no narrower than the front caster of the powerchair (with the exception of Division 2 players who use plastic footguards, these can be slightly narrower than the front casters of the powerchair),
 - c. No wider than the widest portion of the powerchair,
 - d. Have no safety issues (no sharp surfaces, protrusions, etc.),
 - e. Extend no more than 13 inches from the front of the forward wheels of the powerchair, when reversed (figure 1). If a player’s feet are too close to the guard or would extend beyond the footguard, up to 4” will be allowed beyond the furthest extension of the toes/feet (fig. 2).

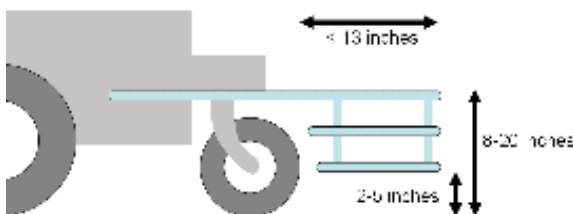


Figure 1

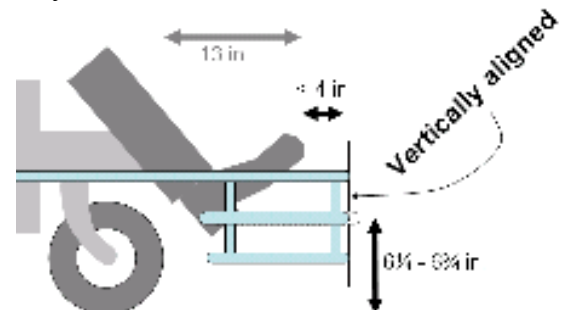


Figure 2

- f. That the “faces” (front and sides) are vertical and perpendicular to the floor (if there are bars, the bars should be directly above or below one another (fig. 3) – if one bar is slight forward, it should be at the center point of the ball (6-1/2” above the floor) (fig. 2)).
- g. Referees are reminded to apply the 19th law, “common sense”, when enforcing these requirements. For example, if a footguard is less than 2” above the floor, it is not a safety issue and does not offer an distinct advantage in controlling the ball. However, when a footguard provides a possible advantage to a player (e.g., concave surface, non-vertical face, more than 13” long or 4” beyond a player’s feet, etc.) that footguard *should not be allowed in the match*.

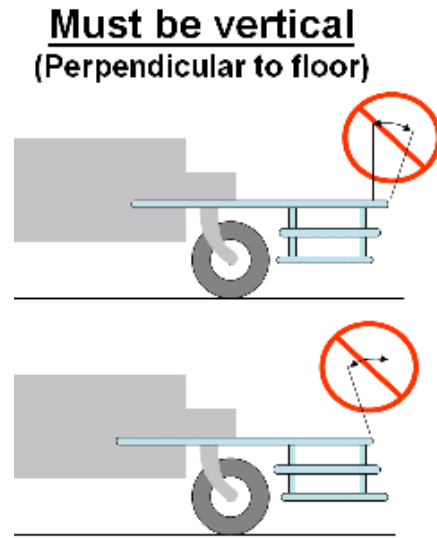


Figure 3

- 2. **Speed Testing Protocol.** The purpose of the speed test is only to ensure compliance with the requirements of the laws, not for “fine tuning” the speed of the powerchairs.
 - a. At the Regional and National tournaments, each player will be allowed no more than two (2) attempts to pass the speed test before a match. If a player does not pass the two tests he/she will not be allowed to play in the first half but will be allowed one more speed test opportunity during half time.
 - b. If a player passes the test on the first try but desires to increase the chair speed and try attempt, he/she will be allowed to do so. If, however, the new speed now exceeds the requirements of the laws of the game, the player will not be allowed to participate in the first half of play but will be allowed one more speed test opportunity during half time.
 - c. If the halftime speed test is not successfully passed, the player will not be allowed to participate in any remaining portion of the match (to include second half, overtime periods, and kicks from the mark.)
- 3. **Implementation.** These requirements will be enforced at all 2009 regional and national tournaments. After the National Championships, all USPSA matches will be conducted with the requirements listed above.

Happy whistling,

Chris Mulholland
vapowersoccer@cox.net