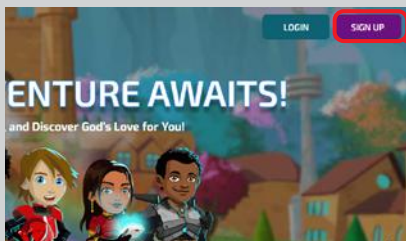


LIGHTGLIDERS

Lightgliders is a game world of Christian faith and fun for kids!

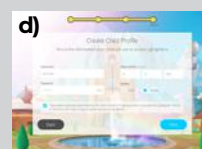
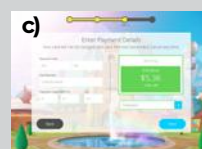
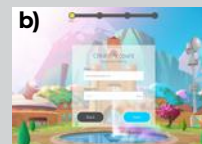
PARENTS QUICK-START GUIDE

1. Sign Up



Go to www.lightgliders.com to sign up for a subscription and create an account. You'll need to

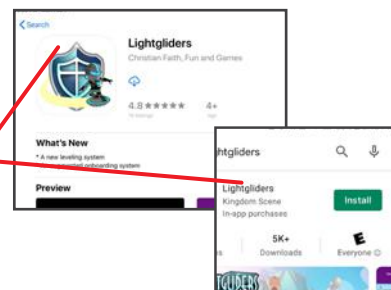
- Choose a subscription type for your family.
- Provide your email address and create a password for your account.
- Provide your credit card details. You get a 7-day free trial to try it out!
- Set up a child profile for each of your kids with his or her own username and password.



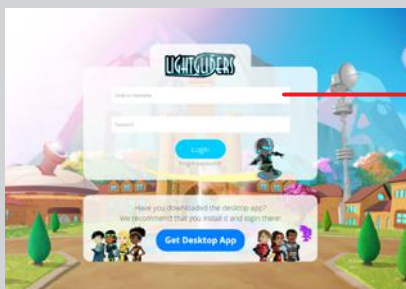
2. Download the Apps



Go to www.lightgliders.com/download to get the desktop app and play on your Windows or Mac computer. Go to the Apple App Store and the Google Play Store to download the mobile apps on your iOS and Android devices and play on the go!



3. Sign In



Parent Login - To log in, enter your email and password. Then **select the child profile** to enter Lightgliders. When logging in this way, the user enters Lightgliders and can also manage the account by clicking the Settings icon.

Child Login - If you have set up a child profile, he or she can enter Lightgliders using their username and password. When logging in this way, the user enters Lightgliders but will not be able to manage the account.



4. Have Fun



You are ready for Lightgliders! Once you are signed in, the weekly Theme is where you will find the content to enjoy and discuss with your kids each week. See the next page for more info!

LIGHTGLIDERS

Lightgliders was created to encourage biblical faith, positive values, and meaningful conversations!

HOW TO SPARK CONVERSATIONS ABOUT FAITH AND VALUES

1. Download the Family Conversations Calendar

The content in Lightgliders each week follows themes, Bible verses, key messages, and reflection questions shared on this calendar. You'll know exactly what is being taught every week! Find it at www.lightgliders.com/calendar.



2. Look for Conversation Starters Online

Glider Gazette

The Glider Gazette is the most direct way to learn the weekly messages, reflection questions, and content to check out with your kids. Go to www.lightgliders.com and click Glider Gazette to learn more!



"Table Talk" Emails

Lightgliders sends out emails to subscribers with the weekly messages, reflection questions, and content to talk about with your kids. Use it to stay up to date on the gameplay and learning.



Facebook

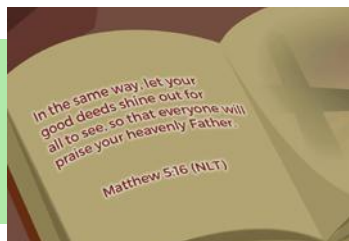
Lightgliders posts conversation starters and weekly content on its Facebook page each week. Follow Lightgliders on Facebook!



3. Review the Weekly Theme Content With Your Kids



Themes - Each week there is a new Theme to discuss with your kids. Each Theme is a collection of devotionals, prayers, Bible studies, and more to encourage reflection on a specific topic.



Sparks - In these short videos, the Lightglider characters encourage thought, reflection, and discussion about the weekly themes. Use these to "spark" a quality conversation!



Prayers - These short videos guide you and your kids through a themed prayer. Use them to encourage personal prayer and reflection with your kids.

