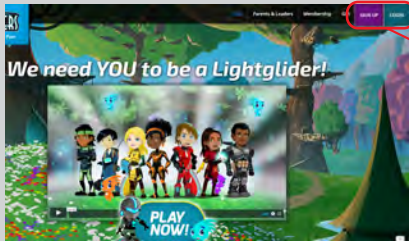


LIGHTGLIDERS

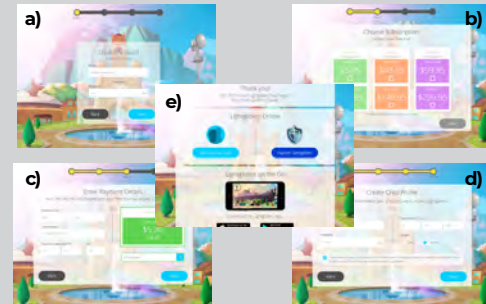
Lightgliders is a game world of Christian faith and fun for kids!

PARENTS QUICK-START GUIDE

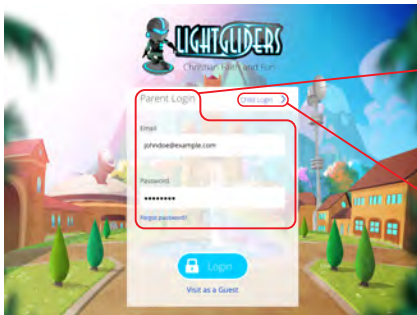
1. Sign Up



Go to www.lightgliders.com to sign up for a subscription and create an account. You'll need to **a)** provide your email address, create a password, **b)** choose a subscription type, **c)** provide your credit card details, and **d)** set up a child profile with his or her own username and password. If you choose a family subscription, you can **e)** set up multiple profiles.

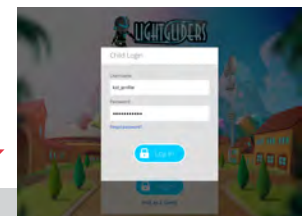
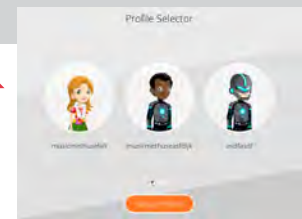


2. Sign In



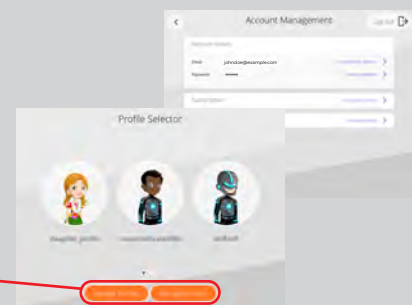
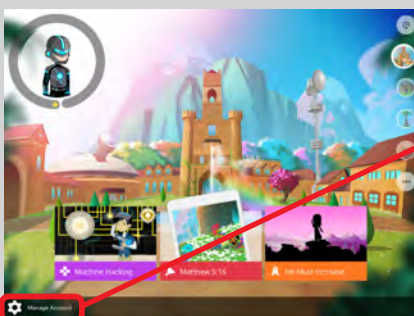
Parent Login - To log in, enter your email and password. Then **select the child profile** to enter Lightgliders. When logging in this way, the user enters Lightgliders and can also manage the account.

Child Login - If you have set up a child profile, he or she can enter Lightgliders using their username and password. When logging in this way, the user enters Lightgliders but will not be able to manage the account.




3. Manage Account

When you have signed in using the Parent Login, use the "Manage Account" button to make changes to your account. You will first need to re-enter your email and password so that your child cannot change your account information without your consent. Here you can change your email address and password, view your subscription details, and manage your child profiles.



4. Have Fun



You are ready for Lightgliders! Once you are signed in, the weekly Theme is where you will find the content to enjoy and discuss with your kids each week. See the next page for more info!

LIGHTGLIDERS

Lightgliders was created to encourage biblical faith, positive values, and meaningful conversations!

HOW TO SPARK CONVERSATIONS ABOUT FAITH AND VALUES

1. Download the Family Conversations Calendar

The content in Lightgliders each week follows themes, Bible verses, key messages, and reflection questions shared on this calendar. You'll know exactly what is being taught every week! Find it on the Parents Page at www.lightgliders.com/parents-page.



Week	Theme	Key Message	Key Verse	Reflection Questions
Week 1	Theme 1	Key Message 1	Key Verse 1	Reflection Questions 1
Week 2	Theme 2	Key Message 2	Key Verse 2	Reflection Questions 2
Week 3	Theme 3	Key Message 3	Key Verse 3	Reflection Questions 3
Week 4	Theme 4	Key Message 4	Key Verse 4	Reflection Questions 4
Week 5	Theme 5	Key Message 5	Key Verse 5	Reflection Questions 5
Week 6	Theme 6	Key Message 6	Key Verse 6	Reflection Questions 6
Week 7	Theme 7	Key Message 7	Key Verse 7	Reflection Questions 7
Week 8	Theme 8	Key Message 8	Key Verse 8	Reflection Questions 8
Week 9	Theme 9	Key Message 9	Key Verse 9	Reflection Questions 9
Week 10	Theme 10	Key Message 10	Key Verse 10	Reflection Questions 10

2. Look for Conversation Starters Online

Parents Blog

The Lightgliders Parents blog is the most direct way to learn the weekly messages, reflection questions, and content to watch with your kids. Go to www.lightgliders.com and click Parents Blog at the bottom of the page!



"Table Talk" Emails

Lightgliders sends out emails to account holders with the weekly messages, reflection questions, and content to talk about with your kids. Use it to stay up to date on the gameplay and learning.



Facebook

Lightgliders posts conversation starters and weekly content on its Facebook page each week. Follow Lightgliders on Facebook!



3. View the Theme Content on the Front Page With Your Kids



Themes - Each week there is a new Theme to discuss with your kids. Each Theme is a collection of devotionals, prayers, Bible studies, and more to encourage reflection on a specific topic.



Sparks - In these short videos, the Lightglider characters encourage thought, reflection, and discussion about the weekly themes. Use these to "spark" a quality conversation!



Prayers - These short videos guide you and your kids through a themed prayer. Use them to encourage personal prayer and reflection with your kids.

