

## 16mm Coupler

36001



### Installation & User Guide

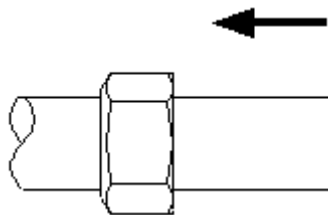
#### Notes

#### Repairs

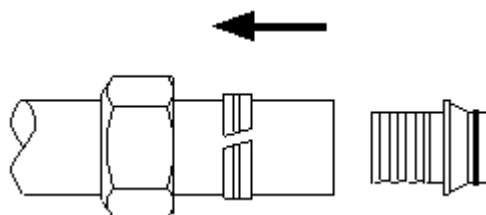
These couplings are suitable for repairs in extreme circumstances.

- Approved joints can be made as a form of repair, but these must be accurately recorded - each and every one.
- When installed in screeds, joints must be wrapped (with Denso tape or similar) to protect the metallic joint from corrosion from cementitious attack.
- With the ever-increasing use of flowing screeds, bulky joints have to be avoided, as the depth of flowing screeds is often as little as 50mm.

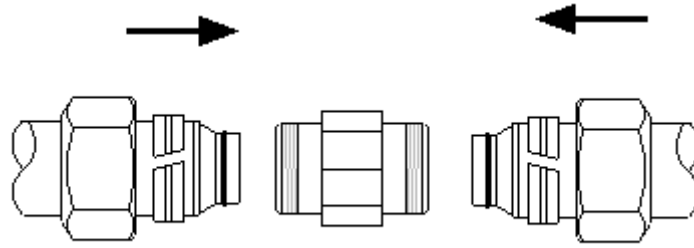
#### Assembly



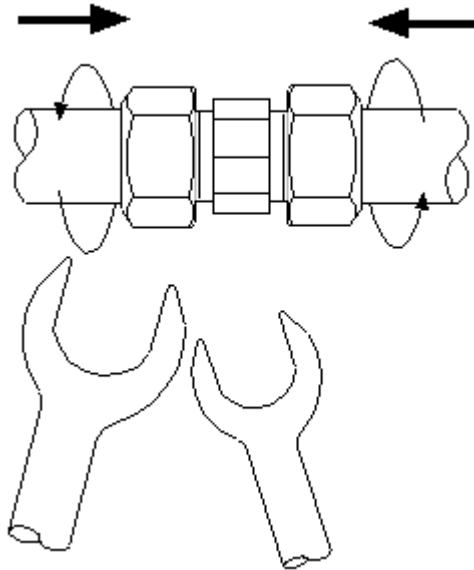
Place the 16mm Compression Fitting nut over the end of the pipe



Carefully slide the split olive onto the pipe and insert rigid sleeve into the pipe.



Offer up the pipe to the coupling and hand tighten the fitting



Tighten compression fitting a further  $\frac{1}{4}$  to  $\frac{1}{2}$  turn.

## Address and Contact information

CONTINENTAL UNDERFLOOR

Unit C

Pipers Close

Pennygillam Ind Est

Launceston

PL15 7PJ

United Kingdom

Telephone: 0333 800 1750

Fax: 0333 800 1780

Email: - [info@ufh.co.uk](mailto:info@ufh.co.uk)

Web: - [www.ufh.co.uk](http://www.ufh.co.uk)