





## Exemplo de Conexão **ADEQUADA**:



Alta superfície de contato evitando pontos de aquecimento

## Exemplo de Conexão **INADEQUADA**




Baixa Superfície de contato entre a mola e o terminal

## INSTRUÇÕES PARA CONEXÃO DOS CABOS NOS BORNES



1 - Abra a mola do Borne com uma Chave de Fenda.



2 - Insira o Terminal após a abertura da mola

