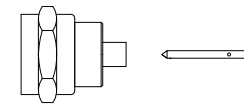
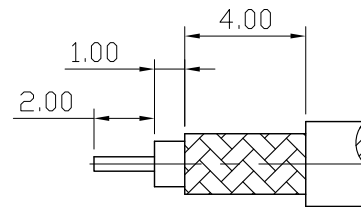
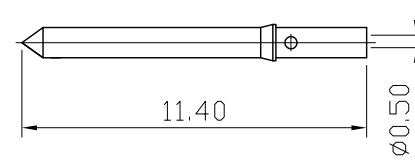
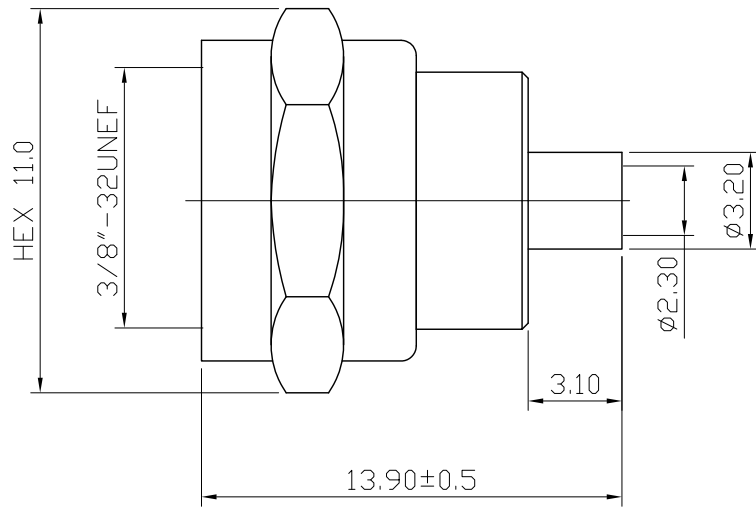


No.	DATE	DESCRIPTION	REV	REMARK : RoHS REQUIREMENT APPLIED (符合RoHS)	DATE	DRAWING NO.
-----	------	-------------	-----	---	------	-------------




RECOMMENDED CABLE STRIPPING DIM'S
(建議剝線尺寸)

S 1 : 1

Electricals:

- 1.Impedance : 75 Ohm
- 2.Frequency Range : 0~18 GHz
- 3.Working Voltage : 335V rms MAX.
- 4.Dielectric Withstanding Voltage : 750 V rms Min.

-						DIMENSIONS ARE IN MILLIMETERS UNLESS OTHERWISE SPECIFIED TOLERANCES (一般公差) 0.5~6 = ±0.2 >6~30 = ±0.4 >30~120 = ±0.6 >120~315 = ±1 >315~1000 = ±1.6 ANGLES(角度) = ±5°	CHECKED	 雅鈦企業有限公司 Aec Connectors Co., Ltd.					
-					DRAWN								
4	contact pin	1	brass	gold (3u")			Chad		TITLE				
3	body	1	brass	gold					F STRAIGHT PLUG SOLDER FOR SS75086 CABLE , 75 Ohm				
2	insulator	1	PTFE	white			DRAWING NO.						
1	shell	1	brass	gold			FS-1070AGTG-SF8817						
NO.	Description	Unit	Materials	Finish	Drawing No.	SCALE	4 : 1	UNIT	MM	DATE	2016. 10. 07	FILE NO.	DRAWING\RF\FS\FS-1070AGTG-SF8817