

Please pick one

- This is an RFQ  
 This is an order

**1 Tell us a bit about yourself (\*Required)**

Company Name\* \_\_\_\_\_ Tel # \_\_\_\_\_  
 Contact Name\* \_\_\_\_\_ Email \_\_\_\_\_  
 Due Date \_\_\_\_\_ PO # \_\_\_\_\_  
 Reference \_\_\_\_\_  
 Comments \_\_\_\_\_

**2 DON'T EVEN THINK ABOUT WRITING IN THIS AREA!**

Quote Date \_\_\_\_\_  
 Order Date \_\_\_\_\_  
 Comp. Date \_\_\_\_\_  
 Ship Date \_\_\_\_\_

ATTENTION! The finished size you enter is what you get back from us. It includes the hem, the pocket, the edging and any other fancy schmancy attachment you ask us to put on your banner :)

**3 Banner Info (\*Mandatory)**

Style of Banner\*  
 Single Sided  
 Back to Back (Box 6)  
 True Double Sided

How many? Qty\*  What is the finished sizes? Height in inches\*  x Width in inches\*

Does it require seaming? # of Panels  H  V

Material\*  
 Vinyl  
 Vinyl Backlit  
 Mesh  
 Stretch Fabric  
 Flag/Canvas

Usage\*  
 Indoor  
 Outdoor

Notes

Type of Seam (Ask if unsure)  
 Welded - Overlap  
 Backlit Butt Seam  
 Welded - w/Tape  
 Sewn - Prayer  
 Sewn - Overlap

**4 Pack/Ship Info (\*Needed)**

Packing\*  
 Roll it on a core and wrap it up.  
 Fold it up and stick it in a bag.

Labeling\*  
 Blind pack it, no mention of shomi! (Default)  
 Pack it with shomi! packaging.

Shipping\*  
 Leave it at shomi! for pickup during business hours.  
 Leave it for pickup after closing, it'll be in the van.  
 Ground ship it to me (slow and cheap).  
 Express ship it to me (fast and expensive).

**5 Common Single Sided Finishes (If you select one of these finishes, you don't have to check anything else)**

1" sewn hem + #2 grommets \_\_\_\_\_ inches  
 2" sewn hem + SB + #4 grommets \_\_\_\_\_ inches  
 Sewn pockets T&B \_\_\_\_\_ inches open  
 Sewn pockets T&B \_\_\_\_\_ inches open, hem L&R  
 Welded pockets all sides \_\_\_\_\_ inches open

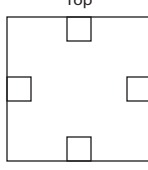
Rope on T&B + hem L&R \_\_\_\_\_ inches extra rope  
 shomi! bead sewn all sides (for a shomi! frame)  
 Silicone bead sewn all sides (for a fabric frame)

**6 Back to Back Double Sided Finishes (Ditto here)**

Trim + sew B2B all sides sewn shut  
 Trim + weld B2B All Sides shut  
 Pockets T&B \_\_\_\_\_ inches open, sides sewn shut  
 Pockets T&B \_\_\_\_\_ inches open, sides sewn w/ SB  
 Add a block out liner inside

**7 Trim Only**

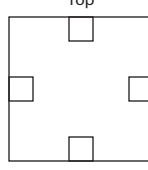
All Sides

Top 

Scissors  
 Hot Knife

**8 Hem/Seatbelt**

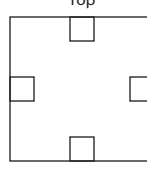
All Sides

Top 

1" Sewn Hem  
 1" Sewn Webbing  
 2" Sewn Webbing  
 1" Welded Hem  
 2" Welded Webbing  
 D-rings on 4 Corners

**9 Pocket**

All Sides

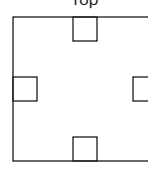
Top 

Pocket Opening \_\_\_\_\_ (Inches)

Sew Pocket  
 Welded Pocket  
 Double Pocket  
 Chain in Bottom

**10 Rope/Cable/Bead**

All Sides

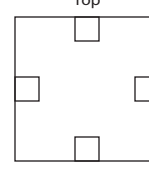
Top 

Rope per Corner \_\_\_\_\_ (Inches)

Rope 3/16"  
 Rope 5/16"  
 Cable 3/16"  
 Wrapped Cable shomi! bead

**11 Silicone**

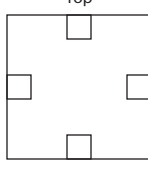
All Sides

Top 

Customer's Silicone Bead  
 shomi!'s Silicone Bead  
 Black Backer

**12 Grommets**

All Sides

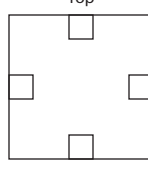
Top 

#2 Brass  
 #2 Silver  
 #4 Brass  
 #4 Silver

Spacing \_\_\_\_\_ inches **OR**  
 Quantity \_\_\_\_\_ per banner

**13 Velcro**

All Sides

Top 

1" Hook  Blk  
 1" Loop  Wht  
 2" Hook  
 2" Loop

Matching Pressure Sensitive

**14 Draw something here, if it's funny you might get a discount :)**