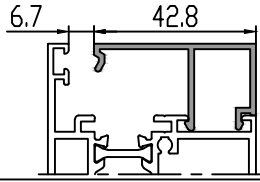
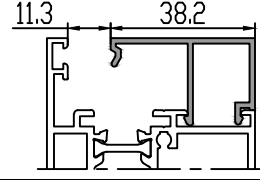
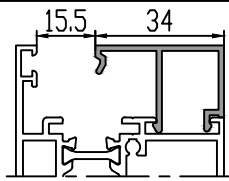
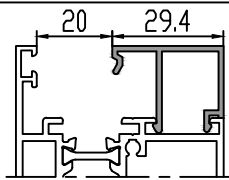
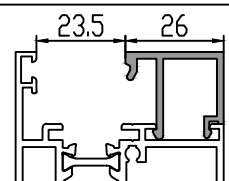
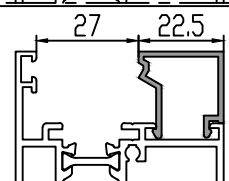
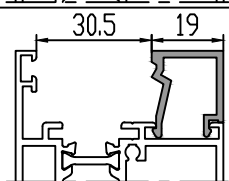
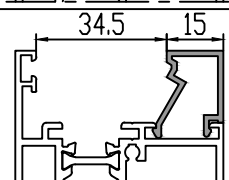
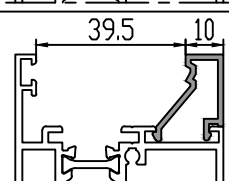
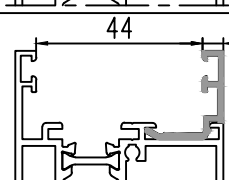


## ISI 55 Serisinde Cam Ölçüsüne Göre Cam Fiteli ve Çıta Seçim Tablosu

Cam Ölçüsü (mm)	Dış Cam Fitel No	İç Cam Fitel No	Cam Çıtası Profil No	Uygulama Resmi
4.0	-	F2-1	51 5065 15	
4.0	F1	F2-1	51 5007 14 51 5007 20	
6.0	F1	F2-1	51 5006 10 51 5006 14	
8.0	F1	F2-1		
10.0	F1	F2-1	51 5040 10 51 5040 14	
12.0	F1	F2-1		
14.0	F1	F2-1	51 5042 12 51 5042 18	
16.0	F1	F2-1		
18.0	F1	F2-1	51 5027 10 51 5027 14 51 5027 20	
20.0	F1	F2-1		
22.0	F1	F2-1	51 5041 18	
24.0	F1	F2-1		
26.0	F1	F2-1	51 5039 14	
28.0	F1	F2-1		
30	F1	F2-1	55 0502 14	
32	F1	F2-1		
34	F1	F2-1	55 0501 14	
36.0	F1	F2-1		
38.0	F1	F2-1		
39.0	F1	F2-1		