


# BONNETHEAD SHARK CROSSWORD PUZZLE



**Across**

6. Its \_\_\_\_\_ are on opposite sides of its head.
7. The shape of the its head provides the shark with an increased field of \_\_\_\_\_.
8. They have a \_\_\_\_\_ line that can detect vibrations from the movements of prey.
9. Bonnethead sharks can be found in warm and shallow coastal waters, bays, and \_\_\_\_\_.

**Down**

1. Bonnethead sharks are \_\_\_\_\_.
2. The bonehead is a small \_\_\_\_\_ shark.
3. They have a gray \_\_\_\_\_ surface and a lighter belly.
4. There is typically a \_\_\_\_\_ within the schools of bonehead sharks.
5. The head is shaped like a \_\_\_\_\_.


**Word Bank**

Hierarchy  
Estuaries  
Lateral

Vision  
Eyes

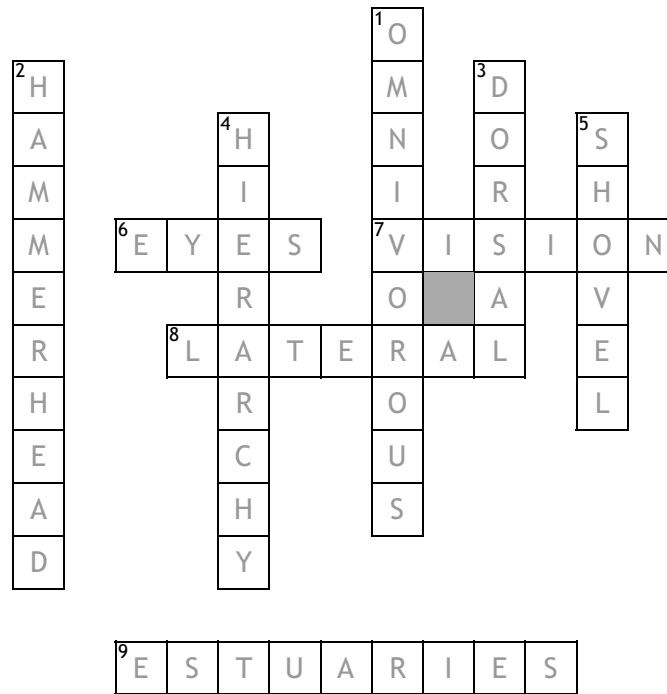
Dorsal  
Hammerhead

Omnivorous  
Shovel



# BONNETHEAD SHARK CROSSWORD PUZZLE

## ANSWER KEY



### Across

6. Its \_\_\_\_\_ are on opposite sides of its head.
7. The shape of the its head provides the shark with an increased field of \_\_\_\_\_.
8. They have a \_\_\_\_\_ line that can detect vibrations from the movements of prey.
9. Bonnethead sharks can be found in warm and shallow coastal waters, bays, and \_\_\_\_\_.

### Down

1. Bonnethead sharks are \_\_\_\_\_.
2. The bonehead is a small \_\_\_\_\_ shark.
3. They have a gray \_\_\_\_\_ surface and a lighter belly.
4. There is typically a \_\_\_\_\_ within the schools of bonehead sharks.
5. The head is shaped like a \_\_\_\_\_.

### Word Bank

Omnivorous  
Vision  
Eyes

Hammerhead  
Shovel

Hierarchy  
Estuaries

Lateral  
Dorsal

